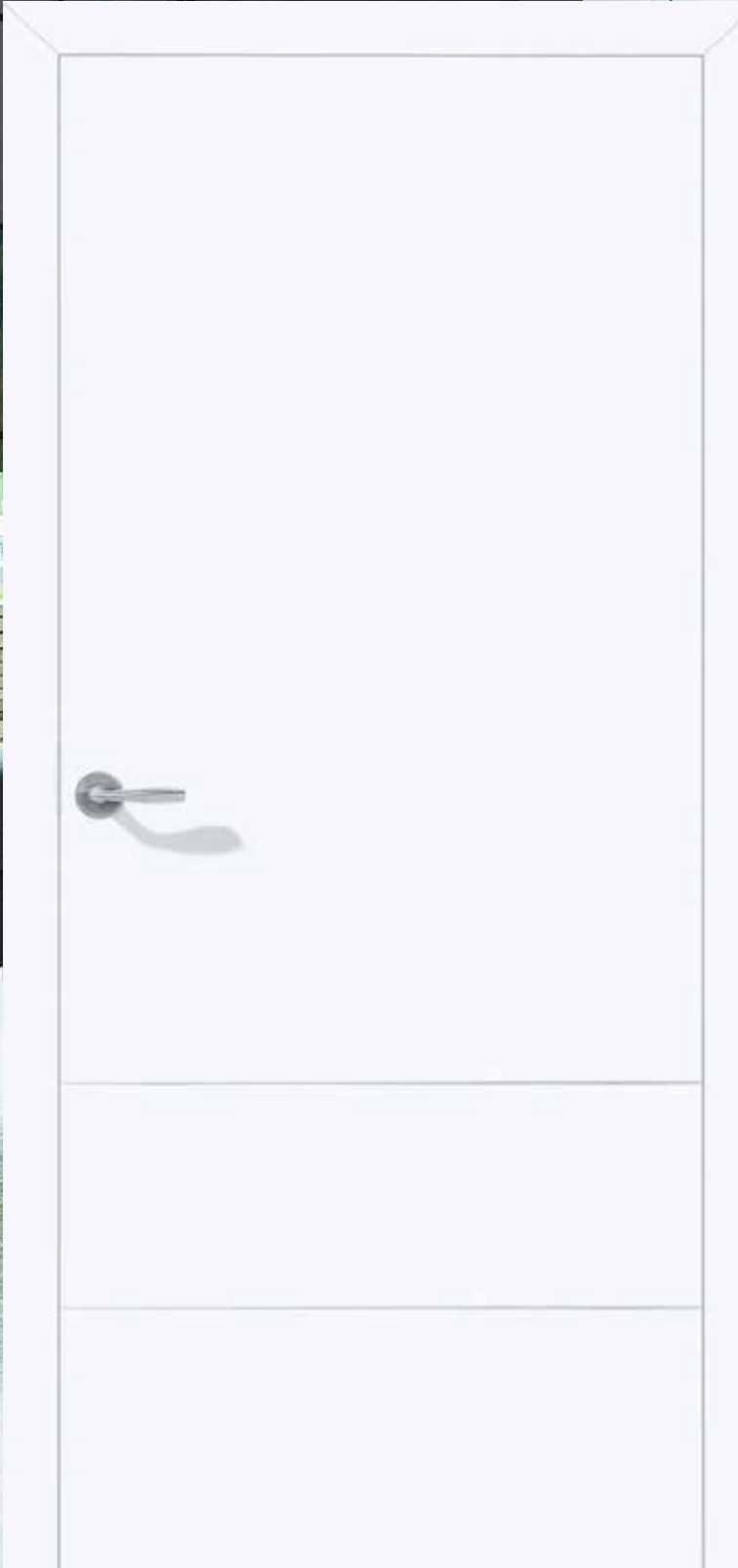




**JELD WEN**<sup>®</sup>  
DOOR SOLUTIONS




## DOORS THAT MAKE A CLEAR STATEMENT.

There are some decisions with which you have to live for a long time. Which doors you bring home, for example.

At **JELD-WEN** we believe that the life is far too exciting to spend it behind meaningless doors. Boredom is not something you need to have at home. That is why our doors are different. More lively and expressive.

The inner values count too. It goes without saying that our doors feature high quality materials. We strive to be pioneers in using sustainable materials for all interior doors to ensure a health atmosphere.



## CONTENT

Introduction   Contents	02-03
Sustainability   Healthy living	04-05
Surfaces	06-07
Surfaces	08-09
Dekor TYPE 41: film doors	12-13
Lamikor TYPE G1 / G1-Q: CPL doors	14-15
Lamikor INOX / INOX-Q: CPL doors with stainless steel look inserts	16-17
White varnish moulded / tape 42: moulded doors / smooth doors	18-19
White varnish TYPE 17: design doors	20-21
Veneered TYPE F40-F44: veneered design doors	24-25
Veneered TYPE 39 / TYPE 39M: smooth finished doors, style doors	26-27
White varnish TYPE M01, M60 - M68: theme design doors	30-31
White varnish TYPE Carisma: Surface with structure	32-33
Level: special door (flush mounted)	34-35
Glass doors TYPE G10 / FG10: float glass, Satinato, Mastercarré	38
Glass doors TYPE G10/11-13: screen printed design models	38
Glazing for interior doors: possible glazing TYPES	39
Sliding doors: Basic	40-41
Sliding doors:: VB light	42-43
Visit 1+3: Entrance doors EI <sub>2,30</sub>	44-45
Door frames: door frame designs / model	46-47



## ACTING RESPONSIBLY.

Our environmental awareness is demonstrated not just by the fact that we work with a material that is completely recyclable and can be used with a lower energy consumption and lower carbon emissions than synthetic materials.

We go further: we purchase our wood from sustainable, approved forestry management and work together with suppliers who share our appreciation of sustainable practices and can prove the necessary certification.

This is confirmed by our FSC™ and PEFC™ seals. These two certification systems are recognised worldwide and both stand for sustainable forestry management. For our manufacturing process, this

guarantees sustainability - from the tree to the finished door. For you, this means active environmental protection and being able to trace the origin of the wood back to its roots.



## PROTECTED AGAINST POLLUTANTS.

Pollutants that affect the quality of the air inside our living space and as a result our health, are mainly volatile organic compounds (VOCs), such as formaldehyde. These VOCs are contained in building materials and furniture, among other sources. Even environmentally friendly products are not automatically pollutant-free and can contain natural terpenes and tannins, for example. As houses become better insulated, it becomes more difficult for these substances to escape from our living space.

With our emission-free products we actively promote a healthy, pollutant-free living space. The VOC emissions of our interior door elements are well below the legal limits. Building for healthy living means using as few pollutant emitting materials as possible in the

building construction. So that you not only feel well, but also remain healthy.


Protect yourself and the space you live in and make sure you choose doors bearing the seal for sustainability and healthy living.




## WHITE VARNISHED

All White varnished models are on pages 18-21, 28-33.

White is timeless, because it reflects every trend in living. Stylistically resplendent, because it matches every style of furnishing. Elegant, because it makes rooms brighter and appear larger. The composition of the **multiple layer quality varnish** and a smooth finish make the surface especially **tough and easy to care for**. Silky matt white is the right choice if the door needs to harmonise with every style and should indicate an **open atmosphere**.



White varnish  
(TYPE 39, 39/M)



White JW10

## VENEERED

All veneer models are on pages 22-27.

Every veneer door is a unique item, **featuring a unique grain and structure** to make these **real wood surfaces** like no other. Over the years, the shade of the wood takes on an even more **impressive character**.

By the way, from a single tree trunk it is often possible to make several thousand square metres of veneer – now that is what we call ecological use of raw materials!



Maple varnished



Beech varnished



Mahogany varnished



Oak varnished



Walnut varnished



Birch varnished

The surfaces shown here may deviate from the original as a result of photographic and print. processes.

## DEKOR | LAMIKOR - wood look

All "Dekor | Lamikor" models are on pages 10-17.

The alternative to real wood. Modern photographic techniques create wood reproductions that stand out with their **uniform and true to nature look**. The consistent pattern of the decor images ensures a **homogenous door appearance** throughout the whole living space. Dekor and Lamikor do not darken, they are resistant to cleaning detergents and are therefore **very easy to care for**. Lamikor is also resistant to scratches and knocks.


**D** Dekor **L** Lamikor



Maple bora with structure




Nova maple



Copper beech light



Oak light



Oak



Smoked oak with structure



Oak barrique with structure



Sand oak with structure



Witch elm



Stone oak



Walnut



Uni white



Uni grey



Flint Grey



Orca



Grey white



Concrete Anthrazit



Concrete




The surfaces shown here may deviate from the original as a result of photographic and print. processes.

## Urban-Collection – for highest standards

### Uni Colors




Sugar (JWU-W03)




\*Steam (JWU-G03)



\*Frost (JWU-W01)



Smoke (JWU-G02)



Dust (JWU-G01)




\*Cloud (JWU-W02)



Champagne (JWU-W05)



Swan (JWU-W04)




Cotton (JWU-W06)



Titan (JWU-G05)



\*Orca (JWU-C01)



\*Raven (JWU-C02)



Chilli (JWU-C03)

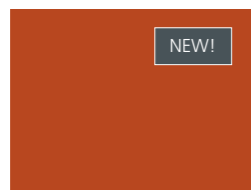


\*Dolphin (JWU-G04)

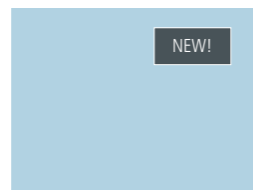
### Uni Trend



Curry (JWU-C07)



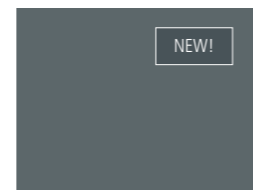
Cayenne (JWU-C11)



Cruise (JWU-C10)



Zenith (JWU-C05)



Shark (JWU-C10)

### Wood-Look



Cosmo Buche (JWU-R01)



Crest Maple (JWU-R02)



Acadia Cherry (JWU-R03)



Ulme Périgord (JWU-R04)

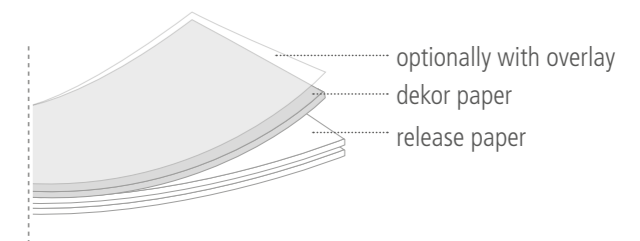


Walnut Grove (JWU-R05)



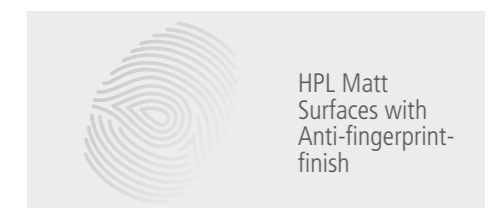
## HPL

HPL (High Pressure Laminate) is a laminat that results from the high-pressure compression of several layers of paper with hardening resin. The multilayer construction and quality of the materials used, HPL laminates are extremely resistant to mechanical, thermal or chemical stress.



## \*SPOTLESS

Laminates now also available in matt finish. Fingerprints are almost invisible on the matt, classy surface.



# DEKOR & LAMIKOR. A TOUGH PARTNER.

The perfect everyday companion! Dekor and Lamikor surfaces are robust, wear-resistant and easy to care for. They can handle the rough and tumble of everyday use.

G1 Stone oak



# TYPE 41. NATURE DECEPTIVELY REAL.



41/00 Witch elm



41/00 Maple bora with structure



41/LA Walnut

### Real or fake?

It is amazing how true to nature these realistic and beautiful Dekor surfaces look.



### JELD-WEN INFO:

Ideal application, everywhere in your home.

Dekor doors are cost effective, wear resistant, lightfast and easy to care for.

### Possible cutouts:



LA-Design C



LA-M3



LA-M4



LA-M4R



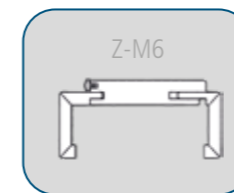
LA-D1550



LA-Design Ifu



LA-D1000



Door frame recommendation



Maple bora with structure



Oak



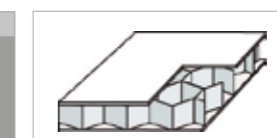
Witch elm



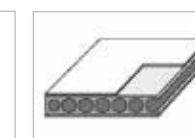
Walnut



Corner edge



Honeycomb



Hollow core

Dekor is a convincing reproduction of natural wood and the real alternative to a real wood surface. The consistent pattern of the decor images ensures a homogenous door appearance that is guaranteed not to darken over time.

A door with a smooth surface has nothing to hide.  
No beating about the bush, this is a clear statement. So that every surface has space to unfold.



**JELD-WEN INFO:**

The surface that handles daily living effortlessly. Lamikor is resistant to scratching, abrasion, knocks and cleaning agents. It is colour and light stable and will not darken over time. Its true to nature wood look is virtually impossible to tell apart from real wood.



G1 Nova maple



G1 Oak barrique with structure



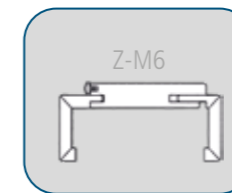
G1 Oak cream



G1 Concrete



G1-Q Smoked oak



Door frame recommendation

**JELD-WEN INFO:**

See page 11 for an overview of all the possible cutout options.



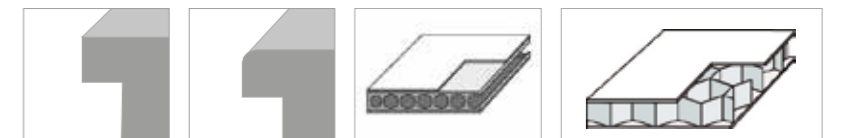
Nova maple Copper beech light Oak light Smoked oak with structure Oak barrique with structure Sand oak with structure Stone oak Uni white



Uni grey Flint Grey Orca Concrete Anthrazit Concrete



Smoked oak with structure Sand oak with structure



Corner edge rounded edges Hollow core Honeycomb



Neat living spaces call for neat design. Provide elegant highlights with stainless steel inserts.

**JELD-WEN INFO:**

The surface that handles daily living effortlessly. Lamikor is resistant to scratching, abrasion, knocks and cleaning agents. It is colour and light stable and will not darken over time. Its true to nature wood look is virtually impossible to tell apart from real wood.




G1-INOX2 Oak cream



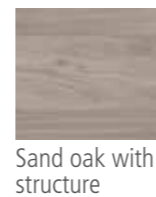
G1-INOX 2S Copper beech light



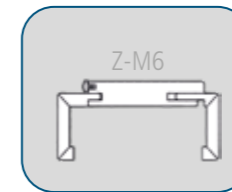
G1-INOX4 Uni white



Smoked oak with structure



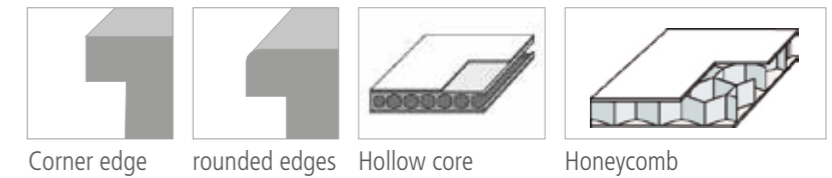
Sand oak with structure



Door frame recommendation

**JELD-WEN INFO:**

See page 11 for an overview of all the possible cutout options.



Corner edge

rounded edges

Hollow core

Honeycomb



04



04-LA

Living within your own four walls is always a snapshot. The furnishings evolve. Good that a white varnished door matches every change.



04-LA2



04-SF9



02-B




LA-B



SP6-B



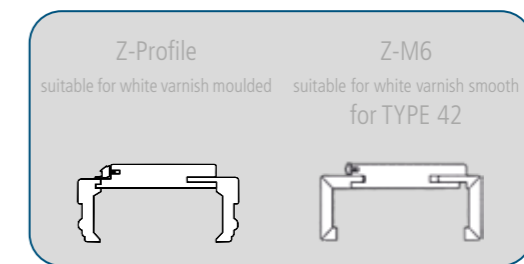
35/SP6-B white varnish



42/00 smooth, white JW10



42/LA smooth, white JW10



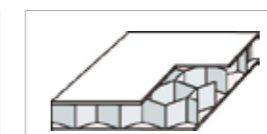
Door frame recommendation



White JW10



Hollow core



Honeycomb

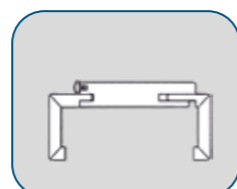
Complete surface elements with enclosed, moulded cover plate. The high quality multiple layer varnish and a smooth finish make the surface hard wearing and easy to clean.

Life has its ups and downs.

Good that at least the door offers a stable point of reference. It all hinges on No. 17!



Detail TYPE 17: groove  
(1 mm)



Door frame  
recommendation



17/02



17-LA-ifu



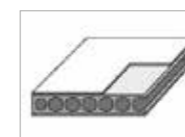
Modern doors with elegant, horizontal surface grooves. High strength and soundproofing is provided by the high quality hollow core. These models are also available with a honeycomb core. The high quality multiple layer varnish and a smooth finish make the surface hard wearing and easy to clean.



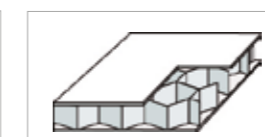
White JW 10



Corner edge



Hollow core



Honeycomb

# VENEER. IN LOVE WOOD.

A piece of nature you can feel. Veneer is full of character and life and feels part of us like no other material. Individual colours, grains and structures make each door a unique item.

F40 Walnut





F41 Beech

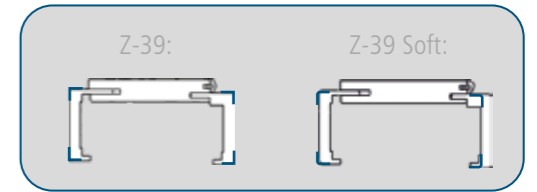
One that makes you feel great and fall in love with!

Elegant, cool and handsome as well, of course. Spend some cosy time together.



**JELD-WEN INFO:**

Veneer harmony: these selected veneers bring life to your door and make each door a unique item.



Door frame recommendation



F40 Oak



F40/LA-A1500 Walnut



F41 Beech



F43 Maple



F43/LA-afu Oak



F43/LA-ifu Maple



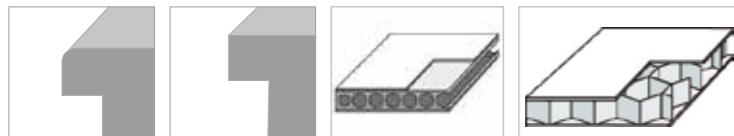
F43/LA-A1000 Walnut



F44 Oak



Maple varnished   Beech varnished   Oak varnished   Walnut varnished   Birch varnished



rounded edges   Corner edge   Hollow core   Honeycomb

Each veneer is a unique item in real wood. High quality surface with unmistakable grain and structure, which darkens over the years to radiate character. Protected by an environmentally friendly multi-layer varnish.



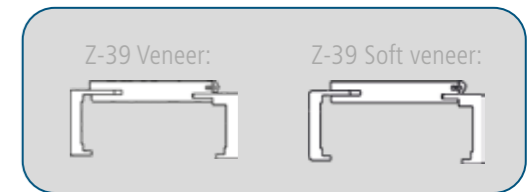
Variation, as you like it. JELD-WEN exclusive is available in the most eye-catching veneers as well as white varnish, with or without glass cutouts, in many special formats and designs.



39/00 Oak

39/00 Maple

39/00 Birch



Door frame recommendation

**JELD-WEN INFO:**

See page 13 for an overview of all the possible cutout options.



39/LA-afu Oak

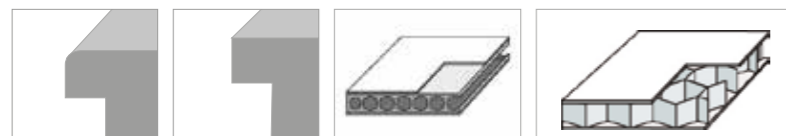
39/LA-ifu Oak

39/LA-A1000 Maple

39/LA-A1500 Mahogany



White varnished   Maple varnished   Beech varnished   Mahogany varnished   Oak varnished   Walnut varnished   Birch varnished



rounded edges   Corner edge   Hollow core   Honeycomb



**JELD-WEN INFO:**

Different rooms, different styles of furnishing? No problem! Veneer exclusive doors are available with different finishes on each side of the door.

# A DREAM IN WHITE.

Timelessly beautiful! Classic or modern, pure or in combination with other colours and materials: white is elegant and light, filling our rooms with a special atmosphere of calm and clarity.

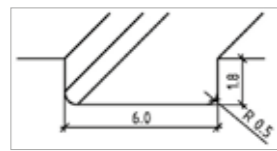
M61 White varnish



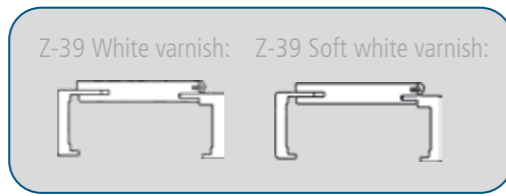


**White doors, re-interpreted.**

Modern white varnish doors that are completely en-vogue. The discreet pattern of grooves creates impressions of light and shade that bring life to the elegant white surface of the door.



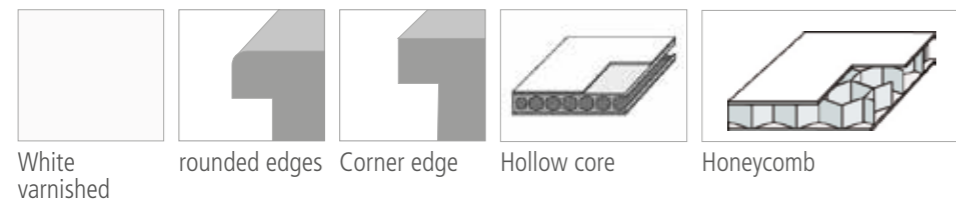
Detail groove pattern



Door frame recommendation



M01

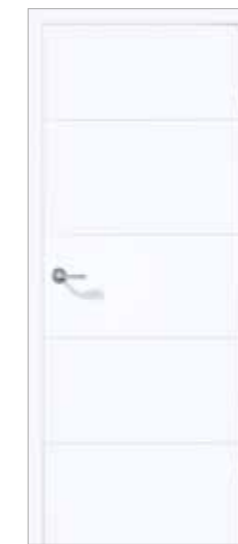


**JELD-WEN INFO:**

Visual increase in space: white doors give the impression of more space and light. That is why JELD-WEN Motiv doors provide the ideal solution. Combine the models in your living area - with or without glass cut-outs - to create the perfect ambiance.



M67



M68



M61



M61-LA-A1000



M62



M62-LA-afu



M64



M65

Complete surface elements with enclosed, groove pattern cover plate. High strength and soundproofing is provided by the high quality hollow core. The high quality multiple layer varnish and a smooth finish make the surface hard wearing and easy to clean.





Detail: Carisma 3001-Q  
White JW10



Detail: Carisma 3002-Q  
White JW10



### Feel the difference

Natural shapes in 3D look create a space-defining design with structure. Like a painting that opens its own individual world. Created for individualists.



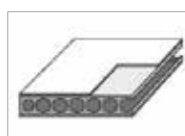
White JW10



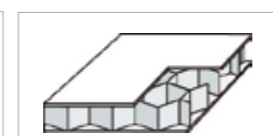
rounded edges



Corner edge



Hollow core



Honeycomb

# LEVEL. MODERN MINIMALIST APPEARANCE

Purist, elegant and minimalist. No visible hinges to distract - Level focusses on what matters: the door.




Door leaf and frame are flush



Magnetic lock for soft closing

#### JELD-WEN Info:

The latch remains retracted while the door is open and then extends automatically when the door closes. The strike plate is not visible when the door is closed.



# GLASS. PLAY WITH THE LIGHT.

Delicate, tender and graceful: glass doors separate and connect living spaces at the same time while creating a feeling of freedom and room.

F40 Walnut, A 1500 Satinato



G10 Mastercarré white



**All-glass doors are the latest thing!**

They separate and connect rooms at the same time. The quality hinges and fittings ensure durability and strength. The choice of door frame surface provides an additional highlight.



GT10/00 Float    GT10/01 Satinato    GT10/02 Mastercarré white    FG10/01 Satinato white



FG10 Detail moulded glass door

**Screen print** - colourful, light-resistant. This process is used to print patterns on one side of the door and then heat them into the surface of the glass. The decor and pattern then remain light-resistant and scratch-proof.



GT10/11 Screen print on float    GT10/12 Screen print on float    GT10/13 Screen print on float



Door frame recommendation



Screen print

**Single-pane safety glass - transparent, satin, structured**

Glass for JELD-WEN doors is selected based on the highest quality and design criteria. Every possible combination of door and glass must together form a harmonious ensemble.



Clear glass



Mastercarré white



Satinato white

**JELD-WEN INFO:**

All-glass and moulded glass doors are all fitted with high quality single pane safety glass.

Different glass types possess different levels of transparency and translucency. Take a look for yourself; your door adviser would be pleased to show you the range of glass available.



# BASIC.

## A FEELING OF FREEDOM.

Flexible, practical, space-saving. Sliding doors provide more openness within your home and give you more freedom of movement. For a completely new feeling of space and enhanced convenience!

### Comfortable living with more space.

More freedom of movement, more elegance: sliding doors are not just real space savers, they also look great. The door leaf is available in three veneers and white varnish.

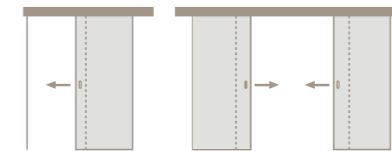
You can combine sliding doors and conventional interior doors in complete harmony. A large selection of the JELD-WEN product range is available in a sliding door version.



optional incl. buffer post and lock



The sliding door casing has the same surface as the door leaf.



Sliding door BASIC,  
Runs "in front of the wall",  
one or two leaf




Maple



Oak classic



Ash white



Oak  
varnished



Maple  
varnished



Beech  
varnished



White  
varnished

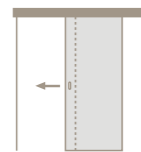


Uni white



Uni grey

# VB-LIGHT. MORE ROOM FOR COMFORT.



Sliding door VB Light,  
runs "in front of the wall"



Anodised aluminium covering strip, flush with door leaf

Recessed handle standard



choose:  
Recessed handle MG-50



#### JELD-WEN Info:

You can combine the VB Light sliding door system with all doors in the Lamikor series.



#### Comfortable living with more space.

Everything slides into place. Sometimes you have to let things simply happen, let them open up new, previously unthinkable opportunities. Sliding doors are the epitome of modern architecture and turn every entrance into a room into a little adventure. Open and closed - almost on its own, that is how I like to live.

⑥ locking points



Door closer




Open safely

Optional add-on lock with safety catch.



Safety fittings

No leverage point for break-in tools. Concealed fittings and reinforced strike plate. London model, push handle or handle/handle set, with or without cylinder extraction protection



Protected against forced entry

Two hinges that stand out for being robust and inconspicuous.



Safe view

Optional door spyhole with or without nameplate.



Safely anchored

Each locking point is anchored into the wall using solid bolts and special adhesive.



Fire protection EI<sub>2</sub>30

Doors can also be equipped with fire protection. Without changing their attractive look.



Drop-down seal

against light, draughts, heat and cold




JELD-WEN INFO:

WK2: additional break-in resistance. JELD-WEN main entrance doors are also available with WK2 protection (break-in resistance class 2). The WK2 definition specifies that these doors provide adequate protection against attempts to break in using bodily force such as jumping against, lifting up or pulling out using simple tools. This discourages most burglars from attempting to break in. All WK2 doors are approved to Austrian standards and bear the corresponding identification.


JELD-WEN makes it possible:

You can choose two different surfaces (inside and outside) for your entrance door!




White varnished, Maple, Beech, Mahogany, Oak varnished, Walnut, Birch

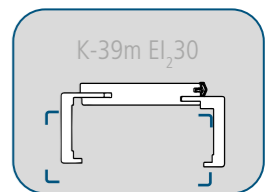
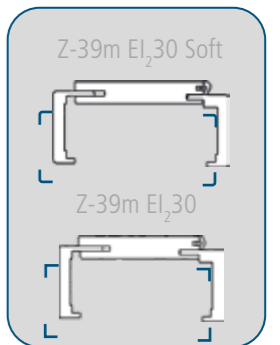
You can also choose between different CPL surface finishes (inside and outside) for your entrance door!



Maple, Oak light, Oak Savana, Oak classic, Pine, Pinie gallant



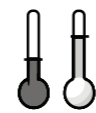


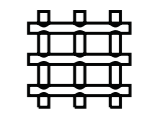
Ash white, Oak barrique with structure, Sand oak with structure, Uni white, Uni grey



Door frame recommendation

Protection against fire, noise and break-in:

JELD-WEN offers you main entrance doors to meet your requirements.

				
Model	Climate class EN	Soundproofing	Fire protection	Break-in resistant WK2 (RC2) optional
Visit 1 EI <sub>2</sub> 30	A2	36 db (Tol. -2)	EI30	Yes
Visit 3 EI <sub>2</sub> 30	C2		EI30	Yes

JELD-WEN casings are easy to install and can be fitted directly onto plastered walls. The different casings feature a range of designs, looks and wall widths.



Z39 & Z-39 Soft (75 mm)  
Z-LEV & Z-LEV Soft (75 mm)  
(edge or rounded)



Z-M6 (60 mm)  
(round/round)



Z-Profile solid wood (65 mm)  
(profiled)



Z39-GT & Z-39 Soft-GT (75 mm)  
(edge or rounded)



Z-Profile white varnish (65 mm)  
(profiled)



K-LEV (75 mm)  
(round/round)

#### JELD-WEN INFO:

Wall width adjustment (Z-39 and Z-39 Soft) JELD-WEN casings are available for walls between 90 and 410 mm thick. The casings are designed to compensate for wall thickness differences of up to 2 cm. Thanks to the integrated planed groove, they can also adapt to slight unevenness in the wall surface.

#### Steel door frame casing Z-39 & Z-39 Soft:

Casings can also be provided for existing wood or steel door frames.




#### Classic handle

What applies to the door, of course, also applies to the handle. Only if appearance and quality are equally convincing, the handle corresponds to the demand of JELD-WEN.



L-Shape handle  
(stainless steel)



U-Shape handle  
(stainless steel)

- Handle rosette in rounded shape
- Handle rosette with retaining spring
- Drilling template accompanying
- certified to EN1906 - application use class 2

#### Designs available:



Unlockable handles



Handle with lock on the inside (for bathroom, bedroom, WC ...)



Handle with ward lock key rosette



Handle with profile cylinder key rosette

#### Handles:



Amsterdam Planofix



Denver Planofix



Marseille Planofix





## JELD-WEN – Quality from the market leader

JELD-WEN – Quality from the market leader. An attractive vision, well-thought out solutions as well as a high level of craftsmanship and technical expertise form the basis for JELD-WEN's success.

